



AT ANCHOR













AT ANCHOR

















FLY DECK






FLY DECK





FLY DECK



FLY DECK




FLY DECK





FLY DECK








FLY DECK



FLY DECK




FLY DECK

SANLORENZO





FLY DECK



FLY DECK





FLY DECK

MAIN DECK





MAIN DECK




MAIN DECK




MAIN DECK

SANLORENZO





MAIN DECK



MAIN DECK



MAIN DECK



MAIN DECK



MAIN DECK



MAIN DECK

SALON







SALON



SALON





MAIN DECK




SANLORENZO

SALON





SALON



SALON




SALON





SALON



SALON




SALON




SALON

CABINS







STAIRS TO CABINS




STAIRS TO CABINS



MASTER CABIN



MASTER CABIN




MASTER CABIN




MASTER CABIN






MASTER CABIN




MASTER CABIN




MASTER CABIN




VIP CABIN





VIP CABIN



VIP CABIN




VIP CABIN




VIP CABINS



TWIN CABIN, BUNKED BED



TWIN CABIN, BUNKED BED




TWIN CABIN, BUNKED BED



TWIN CABIN



TWIN CABIN



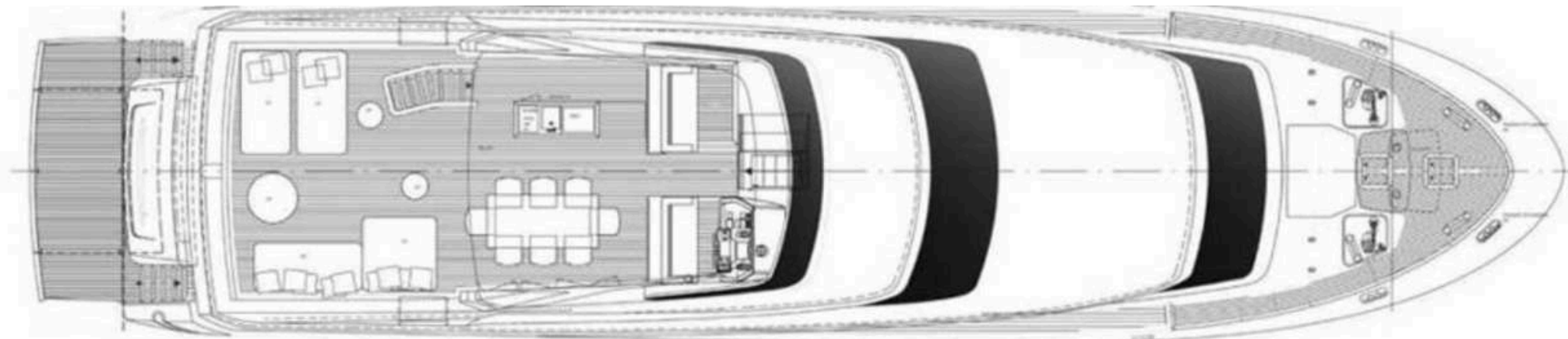
TWIN CABIN

LAYOUT

SANLORENZO



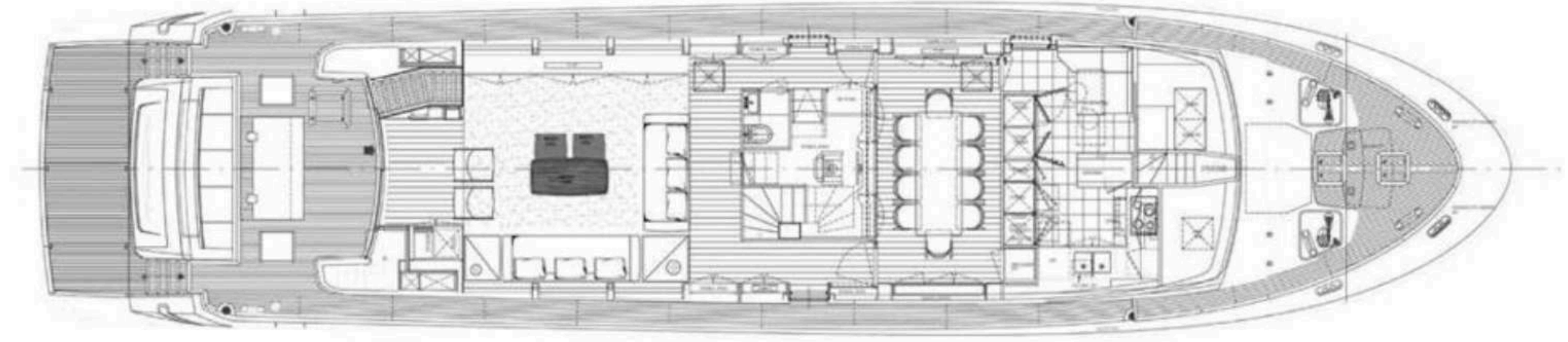
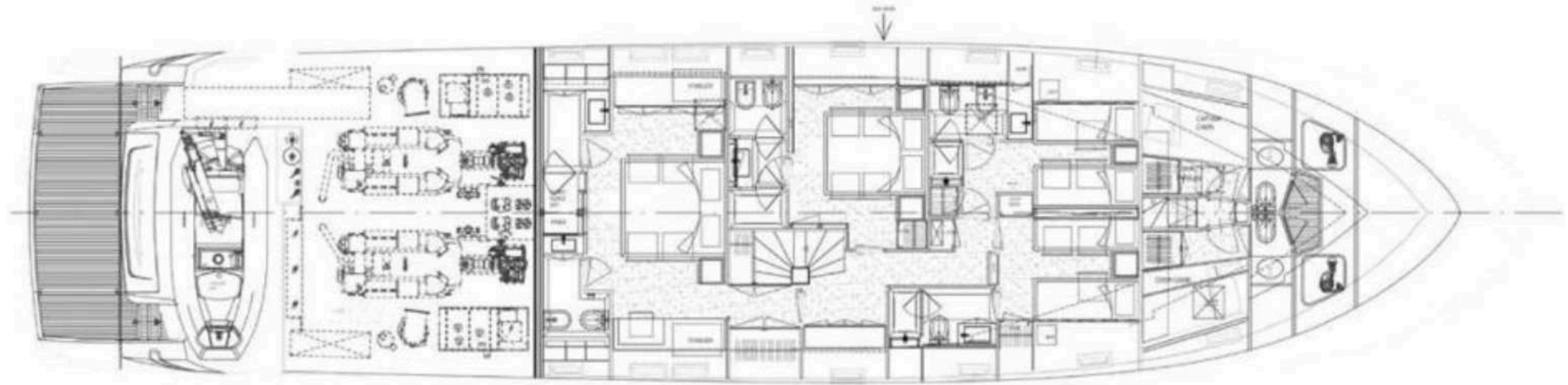
Flying bridge



Main deck

LAYOUT

Lower deck



SPECIFICATIONS

SANLORENZO



CREW: **CAPTAIN + 3**



GUESTS CRUISING: **12**

GUESTS SLEEPING: **9**



NUMBER OF CABINS: **4**

2 DOUBLE CABINS + 2 TWIN CABINS



TOYS: **2 SEABOBS, PADDLE
SURF, TENDER, INFLATABLE
POOL.**

STABILIZERS

BUILDER: **SANLORENZO**

MODEL: **SL96**

YEAR : **2016**

LOA: **29.10 M**

BEAM: **6.8 M**

ENGINE: **MTU 2 X 2216 HP**

CRUISING SPEED: **21 KNOTS**

MAXIMUM SPEED: **28 KNOTS**